


Computing - Year 7 Project development

Year 7 Term 2



Week 1-2 Project Brief & Client Requirements

Key Literacy Client

Definition - a person who pays a professional person or organization for services

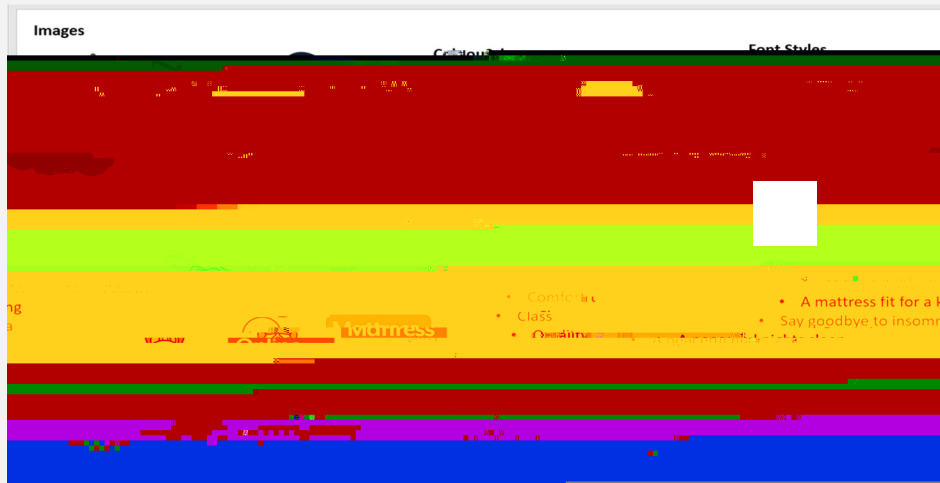
Associated terms - Customer, Person, Organization, Meeting, Liaise, Service, Payment

The graphic designer organised a meeting with their client.
The graphic designer's new client was a hair dresser.

Project Brief: A project brief is a short description of key elements of your project. A project brief will outline the following:

- Company information
- Product to be created
- Target audience
- House style of your product
- Content to be included
- Product format

Planning Technique 1: Moodboard



Planning Technique 2: Mind Map



Week 3 - 4 Project Development


Key Literacy Software Choice

Definition - the program selected by the project developer to meet the needs of the project brief.

Associated terms - Outlook, MS PowerPoint, MS Word, MS Excel, Scratch, Python

Outlook allowed me to send an email to my client.

-



x The project documentation was effective as the client understood the proposal.

Key Tips

- Use the snippet tool to select key areas of your product to present
- Evidence your product against the success criteria
- Use headings and subheadings to structure your evidence
- Proofread and spell check your written explanations
- Explain each print screen with relevant annotations that justify your choices and provide a detailed justification of your choices

Project Documentation examples

